	TECHNICAL SPECIFICATION		Nr: I-ET-3010.1Y-5100-660-P4X-001	
	CLIENT: BÚZIOS		SHEET: 1 of 18	
	JOB : HIGH CAPACITY FPSO			
	AREA: BÚZIOS			
SRGE	TITLE: FRESH AND SEAWATER FILTERS (FT-5111501A/B, FT-5115501, FT-5120501)		INTERNAL	
			ESUP	

File No.: MICROSOFT WORD 2016 – I-ET-3010.1Y-5100-660-P4X-001_A.docx

INDEX OF REVISIONS

REV.	DESCRIPTION AND/OR REVISED SHEETS
0	ORIGINAL ISSUE
A	REVISED WHERE INDICATED

	REV. 0	REV. A	REV. B	REV. C	REV. D	REV. E	REV. F	REV. G	REV. H
DATE	DEC/08/20	MAR/12/21							
PROJECT	ENG	ENG							
EXECUTION	CXZ0	CXZ0							
CHECK	CXW3	BYA6							
APPROVAL	CYEL	CYEL							

THE INFORMATION CONTAINED IN THIS DOCUMENT IS PETROBRAS PROPERTY AND MAY NOT BE USED FOR PURPOSES OTHER THAN SPECIFICALLY INDICATED HEREIN.

THIS FORM IS PART OF PETROBRAS N-381 REV.J ANNEX A – FIGURE A.1.


 PETROBRAS	TECHNICAL SPECIFICATION	Nr: I-ET-3010.1Y-5100-660-P4X-001	REV. A
	BÚZIOS		SHEET: 2 of 18
	TITLE: FRESH AND SEAWATER FILTERS (FT-5111501A/B, FT-5115501, FT-5120501)		INTERNAL

TABLE OF CONTENTS	PAGE
1. INTRODUCTION	4
1.1. OBJECTIVE.....	4
1.2. DEFINITIONS	4
1.3. ABBREVIATIONS	4
2. NORMATIVE REFERENCES	5
2.1. INTERNATIONAL CODES, RECOMMENDED PRACTICES AND STANDARDS	5
2.2. BRAZILIAN CODES AND STANDARDS.....	5
2.3. CLASS APPROVAL AND CERTIFICATION	5
3. REFERENCE DOCUMENTS.....	5
4. DESIGN REQUIREMENTS	7
4.1. DESIGN CONDITIONS.....	7
4.2. SAFETY REQUIREMENTS	8
4.3. MOTIONS AND ACCELERATION	8
5. PACKAGE SCOPE OF SUPPLY	9
5.1. SCOPE OF SUPPLY	9
5.2. FILTERS LOCATION.....	9
6. PACKAGE SPECIFICATION	9
6.1. GENERAL.....	9
6.2. ENGINE ROOM SEAWATER FILTER (FT-5111501 A/B).....	10
6.3. FRESH WATER FILTER (FT-5115501).....	10
6.4. ENGINE ROOM CENTRAL FRESH WATER COOLING FILTER (FT-5120501).....	11
7. GENERAL REQUIREMENTS.....	11
7.1. INSTRUMENTATION AND AUTOMATION REQUIREMENTS	11
7.2. PAINTING REQUIREMENTS	12
7.3. NAMEPLATES AND TAG NUMBERING.....	12
8. PACKAGE MANUFACTURING	12
8.1. GENERAL.....	12
8.2. QUALITY ASSURANCE AND CONTROL SYSTEM	13
8.3. WELDING AND NDT	13
8.4. INSPECTION AND TESTS	14
8.5. FACTORY ACCEPTANCE TEST (FAT)	14
8.6. PRE-COMMISSIONING AND COMMISSIONING.....	15



PETROBRAS

TECHNICAL SPECIFICATION

Nr:

I-ET-3010.1Y-5100-660-P4X-001

REV.

A

BÚZIOS

SHEET: 3 of 18


TITLE:

**FRESH AND SEAWATER FILTERS
(FT-5111501A/B, FT-5115501, FT-5120501)**

INTERNAL

ESUP

9. PACKAGE DELIVERY REQUIREMENTS.....	15
9.1. PRESERVATION, PACKING AND TRANSPORTATION.....	15
9.2. SPARE PARTS, CONSUMABLES AND TOOLS	16
9.3. DOCUMENTATION	16

 PETROBRAS	TECHNICAL SPECIFICATION	Nr: I-ET-3010.1Y-5100-660-P4X-001	REV. A
	BÚZIOS		SHEET: 4 of 18
	TITLE: FRESH AND SEAWATER FILTERS (FT-5111501A/B, FT-5115501, FT-5120501)		INTERNAL
ESUP			

1. INTRODUCTION

1.1. OBJECTIVE

The purpose of this technical specification is to describe the minimum requirements for the design, manufacturing, assembly, supply, installation, commissioning and tests of FRESH AND SEAWATER FILTERS (FT-5111501A/B, FT-5115501, FT-5120501) in conformance with relevant regulations and High Capacity FPSO basic design documentation.

- FT-5111501A/B – Engine Room Sea Water Pump Filter.
- FT-5115501 – Fresh Water Filter.
- FT-5120501 – Engine Room Central Fresh Water Cooling Filter.

1.2. DEFINITIONS

PACKAGE: It is defined as an assembly of equipment supplied interconnected, tested and ready to operate, requiring only the available utilities from the Unit for the Package operation.

PACKAGER: It is defined as the responsible for project, assembly, construction, fabrication, testing and furnishing of the Package.

FRESH AND SEAWATER FILTERS (FT-5111501A/B, FT-5115501, FT-5120501) the package name.

OWNER: PETROBRAS.

All definitions are found on I-ET-3010.00-1200-940-P4X-002 – GENERAL TECHNICAL TERMS.

1.3. ABBREVIATIONS

CCR Central Control Room

CS Classification Society

FAT Factory Acceptance Tests

FPSO Floating Production Storage and Offloading Unit

SOS.....Supervisory and Operation System

SOS-HMI..... Human Machine Interface of SOS



PETROBRAS

TECHNICAL SPECIFICATION

Nr:

I-ET-3010.1Y-5100-660-P4X-001

REV.

A

BÚZIOS

SHEET: 5 of 18

TITLE:

**FRESH AND SEAWATER FILTERS
(FT-5111501A/B, FT-5115501, FT-5120501)**

INTERNAL

ESUP

2. NORMATIVE REFERENCES

2.1. INTERNATIONAL CODES, RECOMMENDED PRACTICES AND STANDARDS

The equipment will be designed and manufactured in accordance with the following codes and standards, if not mentioned otherwise.

- ANSI American National Standards Institute
- API American Petroleum Institute
- ASME American Society Of Mechanical Engineers
- BGV German Safety Regulations
- DIN German National Standard Code
- EN European Standards
- ISO International Standard Organization
- IMO – International Maritime Organization
- Classification Society defined for the Hull scope.

2.2. BRAZILIAN CODES AND STANDARDS

- NR – Brazilian Federal Government Regulatory Norms (Normas Regulamentadoras NRs)
- NORMAM-01 – Normas da Autoridade Marítima para Embarcações Empregadas na Navegação em Mar Aberto;

2.3. CLASS APPROVAL AND CERTIFICATION

The PACKAGE shall be designed, manufactured, and tested according to the design reference documents, normative requirements and in accordance with the latest editions of Classification Society Rules, Regulations and Standards.

3. REFERENCE DOCUMENTS

REF DOC NUMBER	REF DOC NAME
GENERAL	
I-DE-3010.1Y-5400-94A-P4X-001	AREA CLASSIFICATION – GENERAL
I-ET-3000.00-0000-940-P4X-002	SYMBOLS FOR PRODUCTION UNITS DESIGN
I-ET-3000.00-1200-940-P4X-001	TAGGING PROCEDURE FOR PRODUCTION UNITS DESIGN



PETROBRAS

TECHNICAL SPECIFICATION

Nr:

I-ET-3010.1Y-5100-660-P4X-001

REV.

A

BÚZIOS

SHEET: 6 of 18


TITLE:

**FRESH AND SEAWATER FILTERS
(FT-5111501A/B, FT-5115501, FT-5120501)**

INTERNAL

ESUP

I-RL-3010.1Y-1200-940-P4X-001	GENERAL SPECIFICATION FOR AVAILABLE UTILITIES
I-ET-3010.00-1200-940-P4X-002	GENERAL TECHNICAL TERMS
I-ET-3A36.00-1000-941-PPC-001	METOCEAN DATA
CONSTRUCTION	
I-ET-3010.00-1200-955-P4X-001	WELDING
I-ET-3010.00-1200-955-P4X-002	REQUIREMENTS FOR WELDING INSPECTION
I-ET-3010.00-1000-970-P4X-002	REQUIREMENTS FOR NDT
I-ET-3010.00-0000-970-P4X-001	REQUIREMENTS FOR PROCEDURES AND PERSONNEL QUALIFICATION AND CERTIFICATION
HULL SYSTEMS	
I-DE-3010.1Y-5111-944-P4X-004	ENGINE ROOM SEAWATER COOLING SYSTEM P&ID
I-DE-3010.1Y-5115-944-P4X-003	FRESH, HOT AND POTABLE WATER SYSTEM DISTRIBUTION P&ID
I-DE-3010.1Y-5120-944-P4X-001	ENGINE ROOM CENTRAL FRESH WATER COOLING SYSTEM
I-FD-3010.1Y-5111-660-P4X-001	ENGINE ROOM SEAWATER FILTER (FT-5111501A/B)
I-FD-3010.1Y-5121-660-P4X-001	FRESH WATER FILTER
I-FD-3010.1Y-5120-660-P4X-001	ENGINE ROOM CENTRAL FRESH WATER COOLING FILTER (FT-5120501)
I-MD-3010.1Y-1200-940-P4X-027	DESCRIPTIVE MEMORANDUM – HULL SYSTEMS
NAVAL	
I-ET-3010.1Y-1350-960-P4X-002	DESIGN REQUIREMENTS - NAVAL ARCHITECTURE

	TECHNICAL SPECIFICATION	Nr: I-ET-3010.1Y-5100-660-P4X-001	REV. A
	BÚZIOS		SHEET: 7 of 18
	TITLE: FRESH AND SEAWATER FILTERS (FT-5111501A/B, FT-5115501, FT-5120501)		INTERNAL

I-RL-3010.1Y-1350-960-P4X-009	MOTION ANALYSIS
MECHANICAL	
I-ET-3010.1Y-1200-500-P4X-003	MATERIAL SPECIFICATION FOR HULL SYSTEM PRESSURE VESSELS AND TANKS
PAINTING	
I-ET-3010.00-1200-956-P4X-002	GENERAL PAINTING
DR-ENGP-I-1.15	COLOR CODING
SAFETY	
DR-ENGP-M-I-1.3	SAFETY ENGINEERING GUIDELINE
I-ET-3010.00-5400-947-P4X-002	SAFETY SIGNALING
PIPING	
I-ET-3010.1Y-1200-200-P4X-002	HULL PIPING SPECIFICATION
I-ET-3010.00-1200-251-P4X-001	REQUIREMENTS FOR BOLT MATERIALS
INSTRUMENTATION AND AUTOMATION	
I-ET-3010.00-1200-800-P4X-013	GENERAL CRITERIA FOR INSTRUMENTATION PROJECTS


Table 1 – Reference Documents

Note: Reference Documents latest revision shall be considered.

4. DESIGN REQUIREMENTS

4.1. DESIGN CONDITIONS

- 4.1.1. PACKAGE Equipment shall be designed for a 30-year life in a corrosive offshore environment without the need for replacement of any major component due to wear, corrosion, fatigue, or material failure.
- 4.1.2. PACKAGER shall design the equipment for the full range of operational conditions as specified in this technical specification.
- 4.1.3. PACKAGE Equipment shall be designed with the compliance of the normative and design requirements as stated in this specification and complying with the technical parameters stated on the above item 3 with the High Capacity FPSO

	TECHNICAL SPECIFICATION	Nr: I-ET-3010.1Y-5100-660-P4X-001	REV. A
	BÚZIOS		SHEET: 8 of 18
	TITLE: FRESH AND SEAWATER FILTERS (FT-5111501A/B, FT-5115501, FT-5120501)		INTERNAL

basic design reference documents.

4.1.4. All elements of the PACKAGE shall be of proven design and well within the manufacturer's actual experience.

4.2. SAFETY REQUIREMENTS

4.2.1. Personnel safety protection shall be provided according to Brazilian Regulatory Norms (NR) issued by Brazilian Government.

4.2.2. Warning signs in Brazilian Portuguese language shall be provided where risk of personnel injury exist.

4.2.3. Rotating equipment outer parts, such as pulleys, couplings, belts and flywheels, shall have rigid protection, manufactured with aluminum ASTM B211 and shall be capable of being easily removed.

4.2.4. In accordance with the requirements of SOLAS II-1, Regulation 3-5, and MSC.1/Circ. 1379, all equipment and material to be supplied by PACKAGER must be "asbestos free".

4.2.5. Safety signaling shall be in full compliance with I-ET-3010.00-5400-947-P4X-002 – SAFETY SIGNALING.

4.2.6. Double block & bleed arrangements are required for isolation of equipment in piping classes of 300# and above.

4.3. MOTIONS AND ACCELERATION

4.3.1. All equipment shall be able to withstand with the UNIT subjected to 100-year return period environmental conditions.

4.3.2. All equipment shall be able to operate with the UNIT subjected to 1-year return period environmental conditions.

4.3.3. All environmental conditions are defined in I-ET-3A36.00-1000-941-PPC-001 – METOCEAN DATA, at any draft from fully loaded to the minimum loaded / ballasted condition.

4.3.4. For the Hull loading conditions details and the maximum designed operational trim and heel inclinations refer to I-ET-3010.1Y-1350-960-P4X-002 – DESIGN REQUIREMENTS - NAVAL ARCHITECTURE.

4.3.5. For the design data and information regarding motion requirements refer to I-RL-3010.1Y-1350-960-P4X-009 – MOTION ANALYSIS.

4.3.6. PACKAGE is also to withstand inertial forces during transportation from construction site to the final offshore location.



PETROBRAS

TECHNICAL SPECIFICATION

Nr: **I-ET-3010.1Y-5100-660-P4X-001**

REV. **A**

BÚZIOS

SHEET: 9 of 18

TITLE:

**FRESH AND SEAWATER FILTERS
(FT-5111501A/B, FT-5115501, FT-5120501)**

INTERNAL

ESUP

5. PACKAGE SCOPE OF SUPPLY

5.1. SCOPE OF SUPPLY

	TAG	Description	Type
1	FT-5111501A	Sea Water	Simplex
2	FT-5111501B	Sea Water	Simplex
3	FT-5115501	Fresh Water	Simplex
4	FT-5120501	Fresh Water	Simplex

Table 2 – Scope of Supply

5.1.1. All filters valves, accessories, instruments, and any other components as detailed on item 6, shall also be part of the PACKAGE scope of supply.

5.2. FILTERS LOCATION

Filters PACKAGE are to be installed on Hull Engine Room and Main Deck as the below table:

	Filter TAG	Area
1	FT-5111501A	Engine Room – Sea Chest (Z-5111502P) suction
2	FT-5111501B	Engine Room – Sea Chest (Z-5111502S) suction
3	FT-5115501	Main Deck – fresh water header, upstream the fresh water flowmeter FIT-5115501.
4	FT-5120501	Engine Room at the suction of Fresh Water circulation pumps

Table 3 – Equipment location


For equipment location according to the area classification plan refer to I-DE-3010.1Y-5400-94A-P4X-001 – AREA CLASSIFICATION - GENERAL.

6. PACKAGE SPECIFICATION

6.1. GENERAL

6.1.1. For Filters material specification refer to I-ET-3010.1Y-1200-500-P4X-003 – MATERIAL SPECIFICATION FOR HULL SYSTEM PRESSURE VESSELS AND TANKS.

6.1.2. For Filters painting / coating specification refer to I-ET-3010.00-1200-956-P4X-002 – PAINTING SPECIFICATION.


	TECHNICAL SPECIFICATION	Nr: I-ET-3010.1Y-5100-660-P4X-001	REV. A
	BÚZIOS		SHEET: 10 of 18
	TITLE: FRESH AND SEAWATER FILTERS (FT-5111501A/B, FT-5115501, FT-5120501)		INTERNAL

6.2. ENGINE ROOM SEAWATER FILTER (FT-5111501 A/B)

- 6.2.1. The two (2x100%) sea water basket type filters (FT-5115501A/B) shall be installed at the Engine Room Sea Chests (Z-5111502P/S) suctions on a piping sea chests crossover.
- 6.2.2. Filter mesh shall be 2000 micra.
- 6.2.3. A pressure gauge shall be installed on the filters following the I-ET-3010.00-1200-800-P4X-013 – GENERAL CRITERIA FOR INSTRUMENTATION PROJECTS.
- 6.2.4. Filters shall have an atmospheric vent with a double manual blocking valves for maintenance purpose.
- 6.2.5. Filters shall have installed one pressure safety valve following NR-13 requirements with discharge to a drain collection tray.
- 6.2.6. A differential pressure system shall be provided with a visual alarm on SOS-HMI.
- Note: differential pressure system is not PACKAGER scope of supply.
- 6.2.7. Drain outlet with a single blocking ball manual valve.
- 6.2.8. Filter shall be designed for the maximum flow rate of the crossover suction.
- Note: crossover is the piping connection between both Engine Room sea chests, from where all pumps have their suctions connected to it.
- 6.2.9. For filter design parameters and details refer to I-FD-3010.1Y-5111-660-P4X-001 – ENGINE ROOM SEAWATER FILTER (FT-5111501A/B).

6.3. FRESH WATER FILTER (FT-5115501)

- 6.3.1. The Fresh Water Filter (FT-5115501) (1x100%) basket type shall be installed on the fresh water header which receives fresh water from both FPSO Filling Stations.
- 6.3.2. Differential pressure gauge with blocking manual valves: PDG standard shall follow the I-ET-3010.00-1200-800-P4X-013 – GENERAL CRITERIA FOR INSTRUMENTATION PROJECTS.
- 6.3.3. Filter shall be protected against overpressure by a PSV which shall be installed upstream the Filter and have the discharge directed to a drip tray.
- Note 1: PSV set shall be as informed on I-DE-3010.1Y-5115-944-P4X-003 – PIPING AND INSTRUMENT DIAGRAM FRESH, HOT AND POTABLE WATER SYSTEM DISTRIBUTION
 - Note 2: following the NR-13 requirements as mentioned on item 2
- 6.3.4. Atmospheric venting line with a single blocking manual valve.

 PETROBRAS	TECHNICAL SPECIFICATION	Nr: I-ET-3010.1Y-5100-660-P4X-001	REV. A
	BÚZIOS		SHEET: 11 of 18
	TITLE: FRESH AND SEAWATER FILTERS (FT-5111501A/B, FT-5115501, FT-5120501)		INTERNAL

6.3.5. Drain outlet with a single blocking ball manual valve and piping end cap.

6.3.6. For the Filters design parameters refer to I-FD-3010.1Y-5121-660-P4X-001 – FRESH WATER FILTER (FT-5115501).

6.3.7. Filter mesh shall be 50 micra. This number can be revised during the detail design following the fresh water Flowmeter (FIT-5115501) packager recommendation.

6.4. ENGINE ROOM CENTRAL FRESH WATER COOLING FILTER (FT-5120501)

6.4.1. The Fresh Water Filter (FT-5120501) (1x100%) basket type shall be installed on the fresh water downstream the Engine Room Central Fresh Water Cooling Circulation Pump. The minimum instruments and accessories shall be supplied with each filter:

6.4.2. Filter mesh shall be 1000 micra.

6.4.3. Differential Pressure transmitter with alarm (high) on SOS-HMI.

6.4.4. Pressure gauge with blocking manual valve: PG standard shall follow the I-ET-3010.00-1200-800-P4X-013 – GENERAL CRITERIA FOR INSTRUMENTATION PROJECTS.;

6.4.5. Filter shall be protected against overpressure by a pressure relief valve (PSV) which shall be installed upstream the Filter and with the discharge directed to a draining collecting tray.

- Note 1: PSV set is informed on I-DE-3010.1Y-5115-944-P4X-003 – PIPING AND INSTRUMENT DIAGRAM FRESH, HOT AND POTABLE WATER SYSTEM DISTRIBUTION
- Note 2: PSV installation, design and operation shall follow the NR-13 requirements as mentioned on item 2 of this technical specification.

6.4.6. Atmospheric venting line with a single blocking manual valve.

6.4.7. Drain outlet with a single blocking ball manual valve and piping end cap.


6.4.8. For the Filters design and operational parameters refer to I-FD-3010.1Y-5120-660-P4X-001 – ENGINE ROOM CENTRAL FRESH WATER COOLING FILTER (FT-5120501).


6.4.9. For Filters material specification refer to I-ET-3010.1Y-1200-500-P4X-003 – MATERIAL SPECIFICATION FOR HULL SYSTEM PRESSURE VESSELS AND TANKS.

7. GENERAL REQUIREMENTS

7.1. INSTRUMENTATION AND AUTOMATION REQUIREMENTS

7.1.1. PACKAGE shall be protected with all necessary instruments to operate safely,

	TECHNICAL SPECIFICATION	Nr: I-ET-3010.1Y-5100-660-P4X-001	REV. A
	BÚZIOS		SHEET: 12 of 18
	TITLE: FRESH AND SEAWATER FILTERS (FT-5111501A/B, FT-5115501, FT-5120501)		INTERNAL
ESUP			
<p>adequately and without interruption in a tropical marine environment.</p> <p>7.1.2. The instrumentation and control design shall fulfill the requirements of the following technical specification: I-ET-3010.00-1200-800-P4X-013 – GENERAL CRITERIA FOR INSTRUMENTATION PROJECTS.</p> <p>7.2. PAINTING REQUIREMENTS</p> <p>7.2.1. Painting and coating in accordance with I-ET-3010.00-1200-956-P4X-002 – GENERAL PAINTING and DR-ENGP-I-1.15 COLOR CODING.</p> <p>7.2.2. All components shall be delivered fully painted/coated, unless otherwise indicated on this specification.</p> <p>7.2.3. The performed pre-treatment and complete coating shall be in accordance with the paint manufacturer’s data sheets.</p> <p>7.3. NAMEPLATES AND TAG NUMBERING</p> <p>7.3.1. PACKAGER / MANUFACTURER Equipment shall have nameplates in Brazilian Portuguese language, made of stainless steel AISI 316L, with 3 mm minimum thickness and fixed by stainless steel (AISI 316L) bolts or fasteners on visible and accessible location.</p> <p>7.3.2. Tagging of all instruments, electrical, mechanical and piping items, including valves, shall be carried out.</p> <p>7.3.3. Tags shall be supplied with the number and description in the Brazilian Portuguese Language, unless otherwise stated in the technical data sheets.</p> <p>7.3.4. For TAG numbering refer to I-ET-3000.00-1200-940-P4X-001 – TAGGING PROCEDURE FOR PRODUCTION UNITS DESIGN</p> <p>7.3.5. For Instrumentation tagging the ISA –5.1 and N-1710 shall be followed.</p> <p>8. PACKAGE MANUFACTURING</p> <p>8.1. GENERAL</p> <p>8.1.1. All materials and equipment supplied by PACKAGER / MANUFACTURER shall be brand new (not overhauled), field proven, free from defects and accepted by Owner and the Classification Society.</p> <p>8.1.2. Materials and equipment shall be manufactured according to internationally recognized standards for the offshore oil drilling and production industries, and shall be in conformance with the Basic Design and Agreement specifications and requirements.</p> <p>8.1.3. Field proven definition: Systems and equipment shall demonstrate satisfactory operation at least in 3 floating offshore installation units, operating under process conditions (pressure, flow, capacity and similar fluids) for a minimum of 24,000</p>			

	TECHNICAL SPECIFICATION	Nr: I-ET-3010.1Y-5100-660-P4X-001	REV. A
	BÚZIOS		SHEET: 13 of 18
	TITLE: FRESH AND SEAWATER FILTERS (FT-5111501A/B, FT-5115501, FT-5120501)		INTERNAL


hours. For rotating equipment, they must demonstrate operation with fluid, flow and discharge pressure similar to the design. Unproven designs or prototypes (including components) without offshore service will not be accepted.

8.2. QUALITY ASSURANCE AND CONTROL SYSTEM

- 8.2.1. PACKAGER shall submit his Quality Assurance / Quality Control handbook to HULL SUPPLIER for information.
- 8.2.2. Engineering, fabrication and manufacturing shall conform to good manufacturing practices. Quality system according to ISO 9001 in relevant extent shall be in place and implemented.

8.3. WELDING AND NDT

- 8.3.1. All equipment, structures and piping welds shall be performed according to the requirements described in the latest revision of I-ET-3010.00-1200-955-P4X-001 – WELDING.
- 8.3.2. Welding shall be carried out with procedures and welders qualified in accordance with ASME Section IX. Welding shall not be performed before qualified welding procedures have been approved.
- 8.3.3. Intermittent fillet welds are not acceptable.
- 8.3.4. Welding inspection and NDTs shall be performed according to the requirements described in the latest revision of
- I-ET-3010.00-1000-970-P4X-002 – REQUIREMENTS FOR NDT and
 - I-ET-3010.00-1200-955-P4X-002 – REQUIREMENTS FOR WELDING INSPECTION.
- 8.3.5. Qualification and Certification for procedures and personnel shall be in accordance with I-ET-3010.00-0000-970-P4X-001 – REQUIREMENTS FOR PROCEDURES AND PERSONNEL QUALIFICATION AND CERTIFICATION.
- 8.3.6. Final NDTs, for acceptance purposes shall be carried out after completion of any post weld heat treatment (when applicable) and before the applications of painting, hydrostatic testing, etc.


	TECHNICAL SPECIFICATION	Nr: I-ET-3010.1Y-5100-660-P4X-001	REV. A
	BÚZIOS		SHEET: 14 of 18
	TITLE: FRESH AND SEAWATER FILTERS (FT-5111501A/B, FT-5115501, FT-5120501)		INTERNAL


8.4. INSPECTION AND TESTS


- 8.4.1. PACKAGER / MANUFACTURER shall develop and implement an Inspection and Test Plan (ITP) containing hold points, review and witness points following the schedule of the PACKAGE inspections, tests and events accordingly.
- 8.4.2. PACKAGE inspection, tests and events shall be attended by the MANUFACTURER, PACKAGER, HULL SUPPLIER, CS and OWNER inspection team whenever applicable and necessary.
- 8.4.3. PACKAGE shall be tested according to the design codes, applicable industry standards, CS Rules and any other one requirement stated on this technical specification.
- 8.4.4. Unless waive by OWNER, the following PACKAGE inspections and checks shall be witnessed by OWNER inspector:
- i. verification of equipment construction materials for conformity with the specification requirements.
 - ii. verification of piping, fittings and valves conform to specification of materials and fabrication.
 - iii. reports for all NDT performed on the pressure retaining parts (radiographic, dye penetrant, magnetic particles and ultrasonic inspection).
 - iv. approval of the relief valve settings and witness of their testing after setting.
 - v. review of Inspection and Test Records.
 - vi. visual check.

8.5. FACTORY ACCEPTANCE TEST (FAT)

- 8.5.1. FAT is a set of functional and performance tests to be executed in any equipment, electrical, instrumentation and telecom panels or any other commissionable item carried out on the PACKAGER / MANUFACTURER factory or in specialized test facilities, in order to demonstrate its compliance with the project specifications and allow its release to shipyard.
- 8.5.2. For Factory Acceptance Test (FAT) minimum scope requirements:
- i. Pressure test (usually hydrostatic).
 - ii. All other equipment tests and factory checking to be carried out according to the FAT procedure approved by parts.
- 8.5.3. For Factory Acceptance Test (FAT) event invitation e reports:

	TECHNICAL SPECIFICATION	Nr: I-ET-3010.1Y-5100-660-P4X-001	REV. A
	BÚZIOS		SHEET: 15 of 18
	TITLE: FRESH AND SEAWATER FILTERS (FT-5111501A/B, FT-5115501, FT-5120501)		INTERNAL
ESUP			
<p>i. OWNER, CS and HULL SUPPLIER shall be communicated about the FAT event following ITP and the fabrication schedule. FAT invitation schedule shall be negotiated during PACKAGE kick-off meeting on the detail design phase.</p> <p>ii. PACKAGER shall issue the FAT procedure for all parts involved as OWNER, HULL SUPPLIER and CS, where applicable, and submit to them for approval.</p> <p>iii. PACKAGER shall issue the FAT report with all test results and duly signed or stamped by all parts that witnessed the FAT and with the test reference documentation attached.</p> <p>iv. Acceptance of FAT will not be considered as the final acceptance test of the PACKAGE.</p> <p>8.6. PRE-COMMISSIONING AND COMMISSIONING</p> <p>8.6.1. PACKAGER / MANUFACTURER shall be required to provide any necessary support for installation, assembly, pre-commissioning and commissioning of the PACKAGE either at a shore based fabrication yard or onboard the FPSO.</p> <p>8.6.2. PACKAGER / MANUFACTURER is responsible for assembly supervision of the PACKAGE equipment, including the assembly of components to be delivered loose (for example, some components of the pumps, like stuffing box, etc.).</p> <p>8.6.3. Final acceptance will be on satisfactory completion of commissioning tests as specified by OWNER.</p> <p>9. PACKAGE DELIVERY REQUIREMENTS</p> <p>9.1. PRESERVATION, PACKING AND TRANSPORTATION</p> <p>9.1.1. PACKAGER / MANUFACTURER shall ensure all the conditions and practices of preservation, packing and transportation are fulfilled and following the PACKAGE / Equipment specific and technical characteristics recommendations.</p> <p>9.1.2. PACKAGER / MANUFACTURER shall submit to HULL SUPPLIER the PACKAGE preservation requirements and recommendations with all necessary considerations for the PACKAGE Equipment preservation during the UNIT whole design life.</p> <p>9.1.3. Preservation and packing shall be proper for transportation and storage in a marine environment and protected against moisture and damage during transport, handling and lifting.</p> <p>9.1.4. In any case, suitable preservation and protective measures shall be provided to prevent equipment deterioration prior to entering into service.</p> <p>9.1.5. All packings shall be clearly marked for shipping, including lifting points, gross weight, dimensions and center of gravity.</p>			

	TECHNICAL SPECIFICATION	Nr: I-ET-3010.1Y-5100-660-P4X-001	REV. A
	BÚZIOS		SHEET: 16 of 18
	TITLE: FRESH AND SEAWATER FILTERS (FT-5111501A/B, FT-5115501, FT-5120501)		INTERNAL
ESUP			
<p>9.1.6. All sea fastening and temporary supports used on the equipment for shipment shall be clearly identified.</p> <p>9.1.7. PACKAGER / MANUFACTURER shall ensure that all loose valves, tubes and instruments are supplied with plastic caps.</p> <p>9.1.8. PACKAGER / MANUFACTURER shall also ensure that all electric panels and motors will be supplied with Volatile Corrosion Inhibitor (VCI) impregnated plastic protection or similar, and external plug for space heater connection.</p> <p>9.1.9. PACKAGER / MANUFACTURER shall provide clear and comprehensive instructions on the exterior of all packages advising the necessary warning notices for unpacking, handling and installing the equipment on arrival at destination.</p> <p>9.1.10. The equipment shall be thoroughly cleaned internally and be free of all loose foreign materials.</p> <ul style="list-style-type: none"> i. The preparation shall make the equipment suitable for outdoor storage in a coastal tropical climate from the time of Shipment. ii. If there is a risk of damage to valves and other appurtenances during transportation, they shall be disconnected and tagged. All components shall then be securely packed as above. iii. Spare parts and tools to be packed separately and clearly marked "Spare Parts" and "Tools" respectively. <p>9.2. SPARE PARTS, CONSUMABLES AND TOOLS</p> <p>9.2.1. All equipment / material consumable and spare parts recommended by PACKAGER / MANUFACTURER for the construction, testing, commissioning, pre-operation and start-up phases.</p> <p>9.2.2. All spare parts recommended or required by the CS, such spare parts will be delivered together with the relevant equipment;</p> <p>9.2.3. All special tools required for construction, pre-commissioning, commissioning and all levels of maintenance and operation</p> <p>9.2.4. Spare parts list recommended by PACKAGER / MANUFACTURER for two years of operation.</p> <p>9.3. DOCUMENTATION</p> <p>9.3.1. Drawings and Weight Control</p> <p>For Engineering Documentation minimum requirements:</p> <ul style="list-style-type: none"> i. PACKAGER / MANUFACTURER design drawings shall show all necessary dimensions and details required for interface information and installation. 			

	TECHNICAL SPECIFICATION	Nr: I-ET-3010.1Y-5100-660-P4X-001	REV. A
	BÚZIOS		SHEET: 17 of 18
	TITLE: FRESH AND SEAWATER FILTERS (FT-5111501A/B, FT-5115501, FT-5120501)		INTERNAL
ESUP			
<p>ii. Clearances for maintenance shall be shown on the drawings.</p> <p>iii. Drawings and documents shall be clear and completely legible with all text in the English language.</p> <p>iv. Instruction manuals for operation and maintenance of the PACKAGE equipment shall be provided in Portuguese language.</p> <p>v. Drawings are only accepted when signed by PACKAGER as checked and approved. All revised editions of drawings or documents shall show the revisions clearly marked up, the issue date and PACKAGER's checked and approved signatures.</p> <p>vi. PACKAGER / MANUFACTURER shall produce a weight / center of gravity data sheet considering each PACKAGE component with the respective assembly dry and operational weight and CoG.</p> <ul style="list-style-type: none"> o Note: Operational weight means the component dry weight added to the respective component fluid weight on operational condition. <p>vii. PACKAGER shall send in advance all recommendations for PACKAGE installation, maintenance, and commissioning.</p> <p>9.3.2. Data Book</p> <p>PACKAGER shall issue a PACKAGE / Equipment Data Book to be delivered to HULL SUPPLIER for approval. Data Book minimum content shall be as the following:</p> <p>i. Certified drawings, data sheets, technical specifications, performance curves and calculation memorandum.</p> <p>ii. Construction, maintenance and operating manuals, instructions for preservation and commissioning, and all catalogs, including of the sub-suppliers.</p> <p>iii. All certificates of materials and equipment, certificates of electrical cables and equipment to hazardous areas, all tests, destructive and non-destructive examinations, test reports (including FAT), certificates and reports of classification society, procedures for welding qualifications and welding processes.</p> <p>iv. The documentation requested by Brazilian law NR-13, subdivided for equipment (if applicable).</p> <p>v. The documentation requested by Brazilian law NR-10, subdivided for equipment (if applicable).</p> <p>Data Book delivery standard and conditions including number of parts and sections, number of printed and electronic copies will be further defined by OWNER on detail design phase.</p>			



PETROBRAS

TECHNICAL SPECIFICATION

Nr:

I-ET-3010.1Y-5100-660-P4X-001

REV.

A

BÚZIOS

SHEET: 18 of 18

TITLE:

**FRESH AND SEAWATER FILTERS
(FT-5111501A/B, FT-5115501, FT-5120501)**

INTERNAL

ESUP