	TECHNICAL SPECIFICATION		N°: I-ET-0000.00-0000-210-P9U-003																																																													
	CLIENT: PETROBRAS			SHEET: 1 of 11																																																												
	JOB: RIGID OFFSHORE PIPELINES			CC:																																																												
	AREA:			PROJECT:																																																												
DDP	TITLE: MINIMUM REQUIREMENTS FOR POLYMERIC LINERS FOR WATER INJECTION SUBSEA PIPELINES			EDD / EDR																																																												
INDEX OF REVISIONS																																																																
REV.	DESCRIPTION AND/OR REVISED SHEETS																																																															
0	ORIGINAL																																																															
A	GENERAL REVISION																																																															
B	GENERAL REVISION AFTER "RFI"																																																															
<table border="1"> <thead> <tr> <th></th> <th>REV. 0</th> <th>REV. A</th> <th>REV. B</th> <th>REV. C</th> <th>REV. D</th> <th>REV. E</th> <th>REV. F</th> <th>REV. G</th> <th>REV. H</th> </tr> </thead> <tbody> <tr> <td>DATE</td> <td>28/11/2018</td> <td>05/05/2022</td> <td>23/12/2022</td> <td></td> <td></td> <td></td> <td></td> <td></td> <td></td> </tr> <tr> <td>PROJECT</td> <td>EISE/EDR</td> <td>EDD/EDR</td> <td>EDD/EDR</td> <td></td> <td></td> <td></td> <td></td> <td></td> <td></td> </tr> <tr> <td>EXECUTION</td> <td>UPL2</td> <td>UPL2</td> <td>UPL2/TRT0 CXCK/BDH4</td> <td></td> <td></td> <td></td> <td></td> <td></td> <td></td> </tr> <tr> <td>CHECK</td> <td>SG5H</td> <td>SG5H</td> <td>UPL2</td> <td></td> <td></td> <td></td> <td></td> <td></td> <td></td> </tr> <tr> <td>APPROVAL</td> <td>CLZ2</td> <td>CLZ2</td> <td>CLZ2</td> <td></td> <td></td> <td></td> <td></td> <td></td> <td></td> </tr> </tbody> </table>						REV. 0	REV. A	REV. B	REV. C	REV. D	REV. E	REV. F	REV. G	REV. H	DATE	28/11/2018	05/05/2022	23/12/2022							PROJECT	EISE/EDR	EDD/EDR	EDD/EDR							EXECUTION	UPL2	UPL2	UPL2/TRT0 CXCK/BDH4							CHECK	SG5H	SG5H	UPL2							APPROVAL	CLZ2	CLZ2	CLZ2						
	REV. 0	REV. A	REV. B	REV. C	REV. D	REV. E	REV. F	REV. G	REV. H																																																							
DATE	28/11/2018	05/05/2022	23/12/2022																																																													
PROJECT	EISE/EDR	EDD/EDR	EDD/EDR																																																													
EXECUTION	UPL2	UPL2	UPL2/TRT0 CXCK/BDH4																																																													
CHECK	SG5H	SG5H	UPL2																																																													
APPROVAL	CLZ2	CLZ2	CLZ2																																																													
THE INFORMATION CONTAINED IN THIS DOCUMENT IS PETROBRAS' PROPERTY AND MAY NOT BE USED FOR PURPOSES OTHER THAN THOSE SPECIFICALLY INDICATED HEREIN.																																																																
THIS FORM IS PART OF PETROBRAS' N-381 REV. L.																																																																



	TECHNICAL SPECIFICATION	Nº: I-ET-0000.00-0000-210-P9U-003	REV. B
	JOB: RIGID OFFSHORE PIPELINES	SHEET: 2 of 11	
	TITLE: MINIMUM REQUIREMENTS FOR POLYMERIC LINERS FOR WATER INJECTION SUBSEA PIPELINES	EDD / EDR	

TABLE OF CONTENTS	
1	OBJECTIVE AND SCOPE..... 3
1.1	OBJECTIVE 3
1.2	SCOPE..... 3
1.3	TERMS AND ABBREVIATIONS..... 3
1.4	REFERENCES..... 4
2	MATERIAL REQUIREMENTS..... 5
3	MINIMUM REQUIREMENTS FOR DESIGN, MANUFACTURING AND INSERTION OF LINER..... 7
3.1	DESIGN..... 7
3.2	HDPE PIPE MANUFACTURING 7
3.3	LINER INSERTION 8
4	MINIMUM REQUIREMENTS FOR CONNECTION SYSTEM AND LINED PIPELINE OPERATION 9
4.1	CONNECTION SYSTEM 9
4.2	LINED PIPELINE OPERATION 9
5	MINIMUM QUALIFICATION REQUIREMENTS 10
5.1	GENERAL 10
5.2	DESIGN AND MATERIAL SELECTION 10
5.3	LINER INSERTION AND PROTOTYPE MANUFACTURING 10
5.4	FULL-SCALE EVALUATIONS 10

	TECHNICAL SPECIFICATION	Nº: I-ET-0000.00-0000-210-P9U-003	REV. B
	JOB: RIGID OFFSHORE PIPELINES	SHEET: 3 of 11	
	TITLE: MINIMUM REQUIREMENTS FOR POLYMERIC LINERS FOR WATER INJECTION SUBSEA PIPELINES	EDD / EDR	

1 OBJECTIVE AND SCOPE

1.1 OBJECTIVE

1.1.1 The objective of this Technical Specification is to specify the minimum requirements for “tight fitting” polymeric liner systems, as defined by ref. [15], to be used at water injection subsea rigid pipelines. This type of liner is characterized by the interference between the liner and the case pipe due to mechanical interference, e.g., the liner’s outer diameter is greater than linepipe’s inner diameter.

1.1.2 The minimum requirements herein specified are applicable for material selection, design, manufacturing, insertion, qualification, pipeline installation, and operation of polymeric liners.

1.1.3 This specification is not applicable to risers.

1.2 SCOPE

1.2.1 The scope of this Technical Specification includes liners constituted of high density polyethylene for subsea water injection pipelines. Other materials and uses are not scope of this document.

1.2.2 The scope also includes the connection systems.

1.2.3 The scope included the development of a risk analysis at start of project listing all critical aspects related to HDPE system and possible mitigations to be implemented.


1.3 TERMS AND ABBREVIATIONS

1.3.1 The terms and abbreviations used in this Technical Specification are in accordance with [1], [12] and [13].

1.3.2 Table 1 presents additional terms and abbreviations used within this Technical Specification.

Table 1 - Additional terms and abbreviations.

CONTRACTOR	Company responsible for the engineering design, procurement, construction, and installation of the scope herein included.
CRA	Corrosion resistant alloy.
HDPE	High density polyethylene.
MDS	Material data sheet.
MFR	Melt mass-flow rate.
ND	Nominal diameter.
PIG	Pipeline inspection gauge.
Pipe String	Set of line pipes joined by welding.
PQT	Pre-qualification trial.
Procurement	All phases related to the material supply, including quotation, purchase order, material follow up, inspection, tests, insurance, freight and delivery to site.
RFI	Request for information.
Stalk	Pipe string fabricated for reel-lay installation method.
Verify / Verification	To review and issue comments to be implemented by CONTRACTOR.

	TECHNICAL SPECIFICATION	Nº: I-ET-0000.00-0000-210-P9U-003	REV. B
	JOB: RIGID OFFSHORE PIPELINES	SHEET: 4 of 11	
	TITLE: MINIMUM REQUIREMENTS FOR POLYMERIC LINERS FOR WATER INJECTION SUBSEA PIPELINES	EDD / EDR	

1.4 REFERENCES

1.4.1 CODES, STANDARDS AND RECOMMENCED PRACTICES

[1] API SPEC 15LE, SPECIFICATION FOR POLYETHYLENE LINE PIPE (PE), 2022;

[2] ASTM D638, STANDARD TEST METHOD FOR TENSILE PROPERTIES OF PLASTICS, 2014;

[3] ASTM D790, STANDARD TEST METHODS FOR FLEXURAL PROPERTIES OF UNREINFORCED AND REINFORCED PLASTICS AND ELECTRICAL INSULATING MATERIALS, 2017;

[4] ASTM D1238, STANDARD TEST METHOD FOR MELT FLOW RATES OF THERMOPLASTICS BY EXTRUSION PLASTOMETER, 2020;

[5] ASTM D1505, STANDARD TEST METHOD FOR DENSITY OF PLASTICS BY THE DENSITY-GRADIENT TECHNIQUE, 2018;

[6] ASTM D1693, STANDARD TEST METHOD FOR ENVIRONMENTAL STRESS-CRACKING OF ETHYLENE PLASTICS, 2021;

[7] ASTM D2240, STANDARD TEST METHOD FOR RUBBER PROPERTY – DUROMETER HARDNESS, 2015;

[8] ASTM D3350, STANDARD SPECIFICATION FOR POLYETHYLENE PLASTICS PIPE AND FITTINGS MATERIALS, 2021;

[9] ASTM D3418, STANDARD TEST METHOD FOR TRANSITION TEMPERATURES AND ENTHALPIES OF FUSION AND CRYSTALLIZATION OF POLYMERS BY DIFFERENTIAL SCANNING CALORIMETRY, 2021;

[10]ASTM D3895, STANDARD TEST METHOD FOR OXIDATIVE-INDUCTION TIME OF POLYOLEFINS BY DIFFERENTIAL SCANNING CALORIMETRY, 2019;

[11]ASTM F2620, STANDARD PRACTICE FOR HEAT FUSION JOINING OF POLYETHYLENE PIPE AND FITTINGS, REV. A;

[12]DNVGL-ST-F101, SUBMARINE PIPELINE SYSTEMS, 2017;

[13]DNVGL-ST-F201, DYNAMIC RISERS, 2018;


[14]ISO 9080, PLASTICS PIPING AND DUCTING SYSTEMS – DETERMINATION OF THE LONG-TERM HYDROSTATIC STRENGTH OF THERMOPLASTICS MATERIALS IN PIPE FORM BY EXTRAPOLATION, 2012;

[15]NACE SP0304, DESIGN, INSTALLATION, AND OPERATION OF THERMOPLASTIC LINERS FOR OILFIELD PIPELINES, 2016.

[16]ISO 4427 (ALL PARTS), PLASTICS PIPING SYSTEMS FOR WATER SUPPLY AND FOR DRAINAGE AND SEWERAGE UNDER PRESSURE — POLYETHYLENE (PE), 2019.

[17]ASTM D 2837, STANDARD TEST METHOD FOR OBTAINING HYDROSTATIC DESIGN BASIS FOR THERMOPLASTIC PIPE MATERIALS OR PRESSURE DESIGN BASIS FOR THERMOPLASTIC PIPE PRODUCTS, 2022.

[18]ISO 21307, PLASTICS PIPES AND FITTINGS — BUTT FUSION JOINTING PROCEDURES FOR POLYETHYLENE (PE) PIPING SYSTEMS, 2017.

 PETROBRAS	TECHNICAL SPECIFICATION	N°: I-ET-0000.00-0000-210-P9U-003	REV. B
	JOB:	RIGID OFFSHORE PIPELINES	SHEET: 5 of 11
	TITLE:	MINIMUM REQUIREMENTS FOR POLYMERIC LINERS FOR WATER INJECTION SUBSEA PIPELINES	EDD / EDR

2 MATERIAL REQUIREMENTS

2.1 The requirements presented in this section apply to the liner material. These requirements apply exclusively for systems based on the use of HDPE and are in accordance with [1], [15], and [16]. This specification is not applicable to PE-RT (Raised Temperature Polyethylene) and PEX (Crosslinked Polyethylene).

2.2 Requirements related to metallic materials such as CRA possibly used in connectors are not addressed by this Technical Specification, although is assumed that suitable and qualified materials are adopted as needed.

2.3 CONTRACTOR shall select the proper HDPE material to suit project's design lifetime, operating temperature, maximum temperature, operating pressure, maximum operating pressure, fluid characteristics, weather conditions in Brazil, and any other boundary condition that CONTRACTOR deems applicable. For qualification purposes, material must be in accordance with API/ASTM standards ([1], [8] and [17]) or in accordance with ISO standards ([14] and [16]). At lease the requirements specified for PE4710 (API/ASTM) and PE100 (ISO) shall be fulfilled.

2.3.1 As an initial approach, CONTRACTOR shall consider 60 °C as operating temperature and 70 °C as design temperature. The actual values shall be confirmed by PETROBRAS in a case-by-case approach.


2.4 As recommended by Section 3.3.3 of [15], the mechanical properties of the HDPE shall also be measured after reaching equilibrium in the fluid environment so that the effects of absorbed chemicals present in the fluid can be measured and reported.

2.4.1 This requirement may be dismissed if there is traceable and irrefutable evidence that service fluid is not expected to have a significant effect on the material. Sufficient data demonstrating compatibility shall be issued to PETROBRAS analysis and approval.

2.5 Liner materials shall be selected based on mechanical properties and chemical resistance information supplied by polymer manufacturer within the MDS. Published chemical compatibility tables such as PPI TR-19 'Chemical Resistance of Thermoplastics Piping Materials' may be utilized to provide comparisons and assess for potential impacts in a preliminary basis. In this case, CONTRACTOR shall submit technical documentation to Petrobras analysis and approval.

2.6 CONTRACTOR shall consider the necessity of performing fluid chemical compatibility tests as per Section 3.7 of [15]. Specific conditions and tests procedures shall be submitted to PETROBRAS for verification and approval.

2.7 Raw material manufacturer and pipe manufacturer shall issue a quality certificate containing at least MFR, melting point and thermal stability per batch of material. Yield strength and


	TECHNICAL SPECIFICATION	Nº: I-ET-0000.00-0000-210-P9U-003	REV. B
	JOB: RIGID OFFSHORE PIPELINES	SHEET: 6 of 11	
	TITLE: MINIMUM REQUIREMENTS FOR POLYMERIC LINERS FOR WATER INJECTION SUBSEA PIPELINES	EDD / EDR	

elongation, break strength and elongation and Modulus, thermal stability, pressure test, carbon content and dispersion (if non-masterbatch system), ovality, toe-in/circumferential reversion on extruded pipe material per batch manufactured. The data required in Sections 2.4 and 2.6 of this Technical Specification shall be included in the Design Report issued by CONTRACTOR.

2.8 CONTRACTOR shall select the liner material considering the operational temperature, design temperature, operational pressure, design pressure, characteristics of transported fluids, and all loads that the polymeric liner may be subject during fabrication, installation, and operation.

2.9 CONTRACTOR shall supply documentation to demonstrate that selected material has an extensive track record of use in similar conditions, e.g., temperature, pressure, chemical characteristics of transported fluid, of the intended use.

2.10 CONTRACTOR shall specify the additional requirements it deems necessary to guarantee the suitability of selected material. The additional requirements shall be included in the quality certificate of raw material and / or pipe.

	TECHNICAL SPECIFICATION	Nº: I-ET-0000.00-0000-210-P9U-003	REV. B
	JOB: RIGID OFFSHORE PIPELINES	SHEET: 7 of 11	
	TITLE: MINIMUM REQUIREMENTS FOR POLYMERIC LINERS FOR WATER INJECTION SUBSEA PIPELINES	EDD / EDR	

3 MINIMUM REQUIREMENTS FOR DESIGN, MANUFACTURING, AND INSERTION OF LINER

3.1 DESIGN

3.1.1 The design of the polymeric liner shall be performed in accordance with Sections 4 and 5 of [15].

3.1.2 The design shall also consider the requirements presented on Section 5 of [1] and requirements of Section 2.

3.1.3 The design shall consider all relevant loads from manufacturing, insertion, installation, and operation phases. Specific requirements and conditions related to the operation of the pipeline shall be clearly addressed.

3.1.4 All calculation shall be performed through analytical spreadsheets or finite element analysis. A design report shall be issued by CONTRACTOR and submitted to PETROBRAS for review and approval.

3.1.5 The design of the polymeric liner shall be integrated to the pipeline design. Applicable requirements from [12] and [13] shall be considered.

3.1.6 The associated fatigue of pipeline and liner caused by HDPE insertion, pipeline installation and operation shall be properly addressed during design phase.

3.2 HDPE PIPE MANUFACTURING

3.2.1 The polymeric liner shall be constituted of extruded pipes manufactured in accordance with Section 6 of [1] or in accordance with [16].

3.2.2 Polymeric pipes containing defects (e.g., wrinkles, porous, die swell marks, etc.) shall not be used.

3.2.2.1 The pipe section containing the defect shall be removed and the remaining length of the pipe may be used.

3.2.2.2 Repairs on polymeric pipes are not accepted.

3.2.2.3 Reprocessing of the defective pipe section (e.g., milling for re-extrusion) is not accepted. The pipes shall be manufactured using virgin material only.

3.2.3 Pipes manufacturing parameters such as extrusion temperature, screw rotation speed, extrusion pressure, material flow rate, quenching temperature, and quenching duration shall be continuously monitored and recorded.


3.2.4 A quality program for pipe manufacturing shall be adopted as per Section 7 of [1] or in accordance with [16].

3.2.5 If joining of pipes is necessary, the extruded pipes shall be joined by heat fusion – butt fusion – as per [11] or [18].

3.2.5.1 After cooling, external and internal fusion beads shall be trimmed off. After trimming, the butt fusion area shall be visually inspected to guarantee that no defects were created during trimming operation.

3.2.5.2 Defects such as cold weld, lack of fusion, porous, misalignment between pipes, etc. are not acceptable. In this case, the defective section shall be removed and the butt fusion shall be redone.

3.2.5.3 Cooling time before application of any load shall be clearly defined in the Design Report and respected during manufacturing procedure.

	TECHNICAL SPECIFICATION		N°: I-ET-0000.00-0000-210-P9U-003	REV. B
	JOB: RIGID OFFSHORE PIPELINES		SHEET: 8 of 11	
	TITLE: MINIMUM REQUIREMENTS FOR POLYMERIC LINERS FOR WATER INJECTION SUBSEA PIPELINES		EDD / EDR	

3.3 LINER INSERTION

3.3.1 The liner insertion shall be performed considering the requirements and recommendations of Section 6 of [15].

3.3.2 CONTRACTOR shall issue a detailed insertion procedure and submit it to PETROBRAS verification. The procedure shall describe all relevant steps, imposed loads and necessary equipment to perform the insertion. The procedure shall also contain drawings of main steps performed during liner insertion.

3.3.3 CONTRACTOR shall perform the insertion procedure without damaging the polymeric liner. In case of damaging the polymeric liner, the affected section shall be removed. Repairs on polymeric liner are not accepted.


3.3.4 CONTRACTOR shall inspect the inner surface of the linepipe case (metallic pipe / stalk) to avoid damages on liner due to case irregularities (e.g., weld spatter, debris). The recommendations provided at Section 6.2.7 of [15] are considered good practices and shall be accomplished.

3.3.5 The use of a lubricant for insertion is acceptable since it does not jeopardize the performance of the lined pipeline during installation and operation. In this case, the use of lubricant shall be considered at the design, especially for thermal expansion, axial buckling analyses and gripping and liner and steel pipe.

3.3.6 Liner stresses level shall not exceed the manufacturer's recommended maximum in any circumstances.

3.3.7 During insertion, all relevant parameters such as pulling tension, diameter reduction ratio, etc., shall be continuously monitored and recorded.

3.3.8 The liner shall be properly anchored into the case pipe / stalk in order to allow the pipeline installation and to prevent the liner displacement (axial buckling) due to high operation temperatures. The gripping force necessary to support all loads imposed by installation shall be determined at the design phase and confirmed at the PQT.

	TECHNICAL SPECIFICATION	Nº: I-ET-0000.00-0000-210-P9U-003	REV. B
	JOB: RIGID OFFSHORE PIPELINES	SHEET: 9 of 11	
	TITLE: MINIMUM REQUIREMENTS FOR POLYMERIC LINERS FOR WATER INJECTION SUBSEA PIPELINES	EDD / EDR	

4 MINIMUM REQUIREMENTS FOR CONNECTION SYSTEM AND LINED PIPELINE OPERATION

4.1 CONNECTION SYSTEM

4.1.1 The design of the connection system shall consider all relevant loads which the pipeline may be submitted to during installation and operation phases. Specific requirements and conditions due to its intended use shall be clearly addressed.

4.1.2 CONTRACTOR shall issue a design report of the connection system for PETROBRAS verification and approval.

4.1.3 Connection system design report shall also address special connections, e.g., connections between lined pipeline and PLET, lined pipeline and flange, etc.

4.1.4 The connection system shall guarantee that no transported fluid will get in contact with the steel host pipeline. Special attention shall be addressed to fluid permeation at polymeric liner edge within the connector.

4.1.5 The connection system shall be suitable to pigging operations during pre-commissioning and operational phases. The system shall withstand at least loads imposed by high density foam pigs and interference pigs used for cleaning the pipeline and caliper pig used during pre-commissioning.

4.1.6 CONTRACTOR shall issue for PETROBRAS verification a detailed drawing of the connection system. Selected materials for each component of the connection system (e.g., connector body, interference ring, heat shield, etc.) shall be clearly indicated / specified.


4.1.7 CONTRACTOR shall also issue for PETROBRAS verification an installation procedure of the connection system including all relevant steps and necessary equipment. CONTRACTOR may opt to include this procedure in the liner installation procedure.

4.2 LINED PIPELINE OPERATION

4.2.1 The entire polymeric liner system (e.g., liner, case pipe and connectors) shall be suitable to requirements of operational phase. The system shall be suitable to chemical composition of transported fluid, pipeline design temperature and pipeline design pressure.

4.2.2 The entire polymeric liner system shall be suitable to pigging during operational phase. The system shall withstand at least loads imposed by high density foam pigs and interference pigs used for cleaning the pipeline.

4.2.3 CONTRACTOR shall inform PETROBRAS of any special procedure demanded for properly and safe operation of polymeric lined pipeline.

	TECHNICAL SPECIFICATION	Nº: I-ET-0000.00-0000-210-P9U-003	REV. B
	JOB: RIGID OFFSHORE PIPELINES	SHEET: 10 of 11	
	TITLE: MINIMUM REQUIREMENTS FOR POLYMERIC LINERS FOR WATER INJECTION SUBSEA PIPELINES	EDD / EDR	

5 MINIMUM QUALIFICATION REQUIREMENTS

5.1 GENERAL

5.1.1 The polymeric liner system shall be qualified through a pre-qualification trial (PQT). The PQT is not necessarily related to a specific project.

5.1.2 The PQT encompasses the material selection, liner design, liner insertion, prototype manufacturing, prototype operation, and full-scale evaluations as described throughout following sections.

5.1.3 All PQT activities herein mentioned shall be witnessed by a PETROBRAS representative or by a CERTIFY AUTHORITY assigned by PETROBRAS.

5.1.4 Before starting of any qualification activity, CONTRACTOR shall issue to PETROBRAS verification a PQT proposal containing all boundary conditions (e.g., host pipe inner diameter, installation method, operating and design temperatures, operating and design pressures, etc.), all required evaluations and tests, and all applicable acceptance criteria.

5.1.5 CONTRACTOR shall issue a PQT Report for PETROBRAS verification at completion of all requirements herein specified.

5.2 DESIGN AND MATERIAL SELECTION

5.2.1 Prior to the start of any practical PQT activity, CONTRACTOR shall issue to PETROBRAS verification a Design Report in accordance with the requirements defined in Section 3 of this Technical Specification. The specific scenario to be considered will be defined by PETROBRAS as demanded.

5.2.2 The design report shall also contain all material data from Section 2 of this Technical Specification. A CERTIFY AUTHORITY representative must have witnessed all tests. Tests certificates shall have the CERTIFY AUTHORITY representative official stamp.

5.2.3 Due to the specificity of the requirements from Sections 2.4 and 2.6, CONTRACTOR shall envisage the necessity of performing these tests instead of presenting historical data. All material supplied shall be tested certified by manufacturer.

5.3 LINER INSERTION AND PROTOTYPE MANUFACTURING

5.3.1 CONTRACTOR shall issue to PETROBRAS verification a Liner Insertion Procedure containing all relevant information as specified in Section 0 of this Technical Specification.

5.3.2 The feasibility of the proposed procedure shall be demonstrated through a full-scale trial. CONTRACTOR shall define the minimum host pipe / liner length and any other variable to guarantee the validity of the trial.


5.3.3 The full-scale trial shall include all relevant steps, e.g., liner manufacturing (joining of polymeric pipes through heat fusion), diameter reduction, parameters control / register, connection system installation, etc.

5.3.4 CONTRACTOR shall consider the prototype to be manufactured with steel case pipes ID as agreed with PETROBRAS and demonstrate that the steel pipe welding process do not impose damages to HDPE.

5.3.5 The prototype shall contain at least one connection system in such a position that allows the evaluation of the system when submitted to relevant tests described within Section 5.4.

5.4 FULL-SCALE EVALUATIONS

5.4.1 The manufactured prototype shall be submitted to full-scale tests to demonstrate that the system is fit for purpose. Full scale tests shall consider the prototype itself and also its

	TECHNICAL SPECIFICATION	Nº: I-ET-0000.00-0000-210-P9U-003	REV. B
	JOB: RIGID OFFSHORE PIPELINES	SHEET: 11 of 11	
	TITLE: MINIMUM REQUIREMENTS FOR POLYMERIC LINERS FOR WATER INJECTION SUBSEA PIPELINES	EDD / EDR	

intermediate and end connections. At least the following full-scale tests shall be performed:

5.4.1.1 Full-scale bending test;

5.4.1.1.1 CONTRACTOR shall consider 5 (five) cycles on a 15 (fifteen) meters radius former. The prototype shall be rectified at end of each cycle (on a straightener).

5.4.1.1.2 Full-scale bending test is applicable for reel-lay installation method only.

5.4.1.2 Full-scale fatigue test;

5.4.1.2.1 CONTRACTOR shall consider 10⁶ (one million) cycles with a strain rate of 0.2 %.

5.4.1.3 Full-scale pigging test;

5.4.1.3.1 CONTRACTOR shall demonstrate that the pigging (high interference and caliper pig) do not damage the HDPE.

5.4.1.4 Hydrotest / sealing test;

5.4.1.4.1 CONTRACTOR shall consider the annulus pressure monitoring during test. Pressure and duration of hydrotest shall be informed by PETROBRAS on a case-by-case basis.

5.4.1.5 Pressure cycling test (liner collapse);

5.4.1.5.1 CONTRACTOR shall consider 300 (three hundred) full shut down cycles and 60 (sixty) partial shut down cycles.

5.4.1.5.2 Pressures to be considered shall be informed by PETROBRAS on a case-by-case basis.

5.4.2 CONTRACTOR shall issue to PETROBRAS verification detailed full-scale tests procedures. The procedures shall include all relevant steps and proposal of acceptance criteria.

5.4.3 The prototype shall be desiccated for visual inspection at the completion of the full-scale evaluations.