 <b>PETROBRAS</b>	<b>TECHNICAL SPECIFICATION</b>		Nº: <b>I-ET-3010.2Q-1350-940-P4X-001</b>			
	CLIENT: <b>MARLIM LESTE E SUL</b>		SHEET: <b>1 of 11</b>			
	PROGRAM: <b>BASIC DESIGN – REVIT I</b>					
	AREA: <b>MARLIM LESTE E SUL</b>					
<b>SRGE</b>	TITLE: <b>FPSO NAME</b>		<b>ESUP</b>			
			<b>INTERNAL</b>			
<b>INDEX OF REVISIONS</b>						
<b>REV.</b>	<b>DESCRIPTION AND REVISED SHEETS</b>					
0	ORIGINAL ISSUE					
	REV. 0	REV. A	REV. B	REV. C	REV. D	REV. E
DATE	NOV/03/23					
EXECUTION	EVMV					
CHECK	UPG7					
APPROVAL	CJ18					
INFORMATION IN THIS DOCUMENT IS PROPERTY OF PETROBRAS, BEING PROHIBITED OUTSIDE OF THEIR PURPOSE.						
FORM OWNED TO PETROBRAS N-381-REV.M.						

ERRO! FONTE DE REFERÊNCIA NÃO ENCONTRADA.	<b>TECHNICAL SPECIFICATION</b>	<b>I-ET-3010.2Q-1350-940-P4X-001</b>	REV.: <b>0</b>
			SHEET: 2 of 11
	TITLE: <b>FPSO NAME</b>		<b>ESUP</b>
			<b>INTERNAL</b>

## SUMMARY

1	INTRODUCTION .....	3
2	NORMATIVE REFERENCES .....	3
2.1	CODES AND STANDARDS .....	3
2.2	REFERENCE DOCUMENTS .....	3
2.3	ABBREVIATIONS .....	3
3	FPSO NAME, IMO NUMBER AND PORT OF REGISTRY .....	3
3.1	TRANSOM MARKS .....	4
3.2	ACCOMODATION FRONT BULKHEAD MARKS.....	5
3.3	MIDSHIP STARBOARD MARKS .....	6
3.4	BOW PORT SIDE AND STARBOARD MARKS .....	7
3.5	BOW TRANSOM MARKS .....	8
4	PETROBRAS LETTER TYPE AND LOGO .....	11

ERRO! FONTE DE REFERÊNCIA NÃO ENCONTRADA.	TECHNICAL SPECIFICATION	I-ET-3010.2Q-1350-940-P4X-001	REV.: 0
			SHEET: 3 of 11
	TITLE: FPSO NAME		ESUP
			INTERNAL

## 1. INTRODUCTION

This specification covers the minimum technical requirements for the hull marks such as:

- FPSO name
- Port of Registry
- IMO Number
- No Smoking sign
- PETROBRAS logo

## 2. NORMATIVE REFERENCES

### 2.1 CODES AND STANDARDS

The following codes and standards include provisions which, through reference in this text, constitute provisions of this specification. The latest issue of the references shall be used unless otherwise agreed.

- NORMAM 01
- MANUAL DO SISTEMA VISUAL PETROBRAS

### 2.2 REFERENCE DOCUMENTS

- [1] I-ET-3010.00-1200-956-P4X-002 – GENERAL PAINTING
- [2] DR-ENGP-I-1.15 – COLOR CODING

### 2.3 ABBREVIATIONS

CL: Center line  
ABL: Above base line

## 3. FPSO NAME, IMO NUMBER AND PORT OF REGISTRY

The FPSO marks shall be made on:

- Transom
- Accommodation front bulkhead
- Midship starboard
- Bow port side and starboard
- Bow transom

The transom, accommodation front bulkhead and bow portside/starboard letters shall be cut from a 6mm thickness steel plate of the same quality as the plate where it will be welded. The letters shall be welded with continuous fillet welds.

Midship starboard and bow transom marks shall be made by intermittent welding beads and painted inside.

The letter type shall be PETROBRAS Sans Xbold, please refer to item **Erro! Fonte de referência não encontrada.** - **Erro! Fonte de referência não encontrada.**

ERRO! FONTE DE REFERÊNCIA NÃO ENCONTRADA.	<b>TECHNICAL SPECIFICATION</b>	<b>I-ET-3010.2Q-1350-940-P4X-001</b>	REV.: <b>0</b>
	TITLE:		SHEET: <b>4 of 11</b>
	<b>FPSO NAME</b>		<b>ESUP</b>
			<b>INTERNAL</b>

Note: Welding to be performed after owner confirms the position.

### 3.1 TRANSOM MARKS

All letters shall be painted in white.

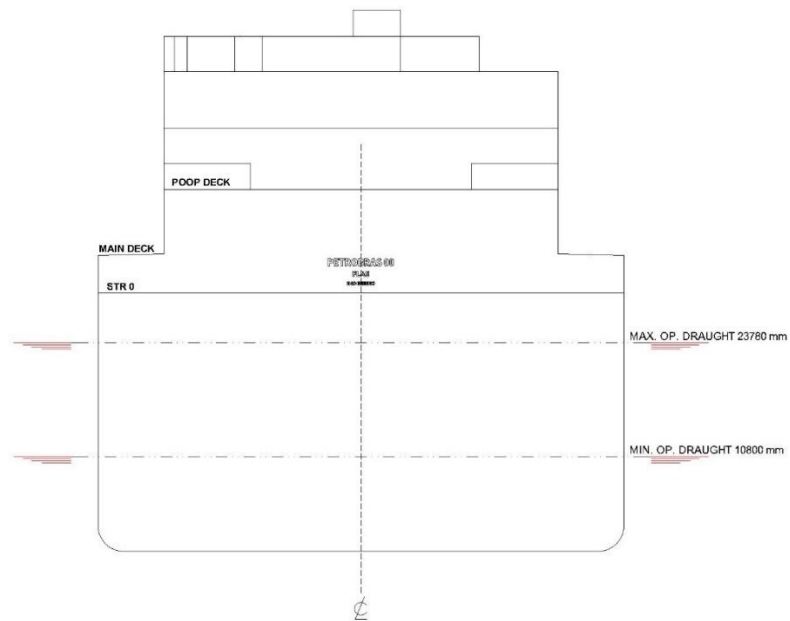


Figure 1 – Aft view of transom

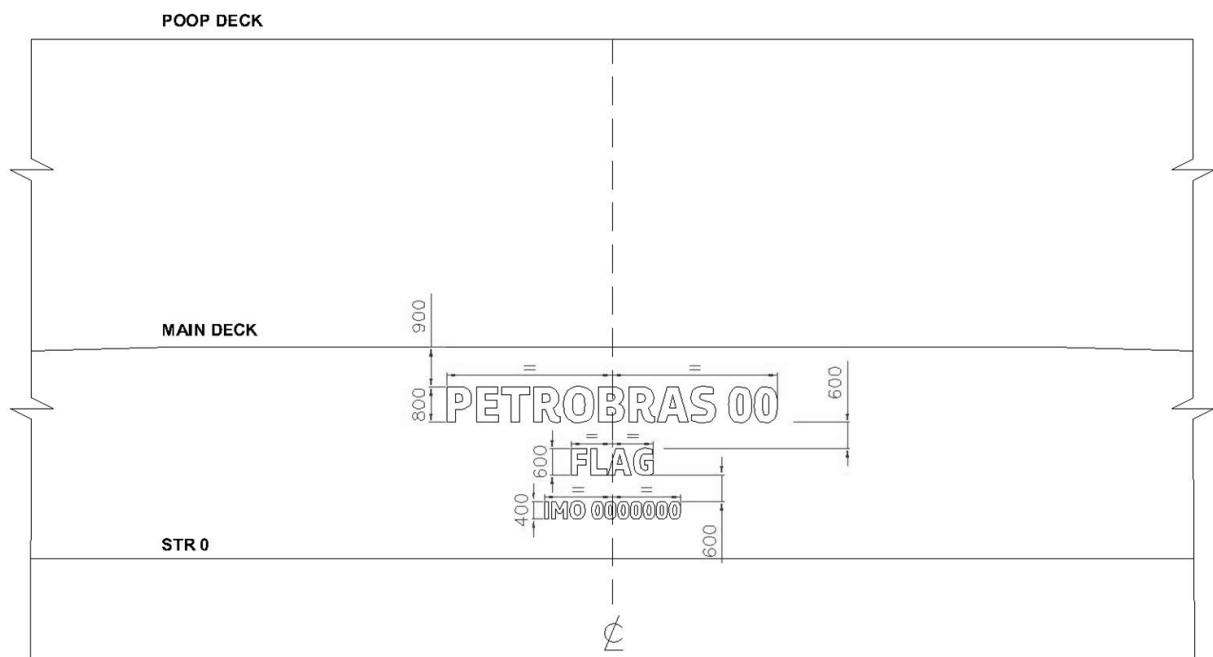


Figure 2 – Location of the transom marks (FPSO name, port of registry and IMO number)

ERRO! FONTE DE REFERÊNCIA NÃO ENCONTRADA.	TECHNICAL SPECIFICATION	I-ET-3010.2Q-1350-940-P4X-001	REV.: 0
	TITLE:		SHEET: 5 of 11
	FPSO NAME		ESUP
			INTERNAL



Figure 3 – Detail of letter type of transom marks (FPSO name, port of registry and IMO number)

### 3.2 ACCOMMODATION FRONT BULKHEAD MARKS

All NO SMOKING sign and IMO NUMBER letters on the front of the accommodation shall be painted in black.

The NO SMOKING sign and IMO number shall be positioned as Figure 4 and Figure 5:

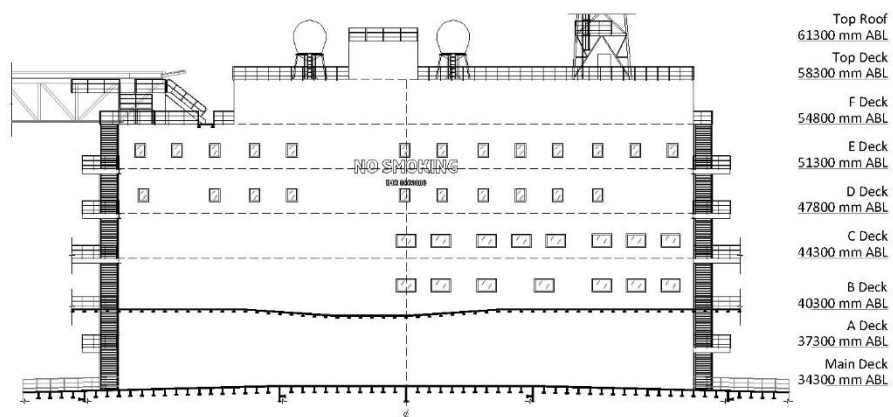


Figure 4 – Location of the NO SMOKING sign and IMO number on the front of the accommodation block

ERRO! FONTE DE REFERÊNCIA NÃO ENCONTRADA.	TECHNICAL SPECIFICATION	I-ET-3010.2Q-1350-940-P4X-001	REV.: 0
	TITLE:		SHEET: 6 of 11
	FPSO NAME		ESUP
			INTERNAL

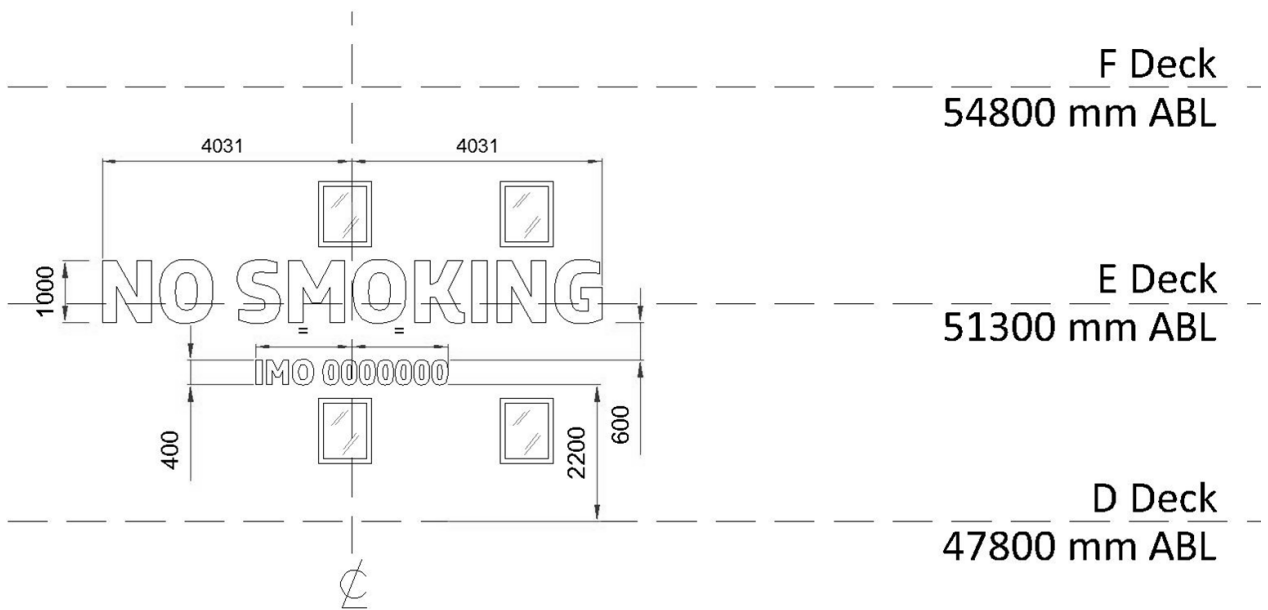


Figure 5 – Detail of the NO SMOKING sign and IMO number on the front of the accommodation block

### 3.3 MIDSHIP STARBOARD MARKS

All letters shall be painted in white.

The letters shall be positioned so scupper or overboard discharge shall not damage the painting.

Welding beads shall be as Figure 6:

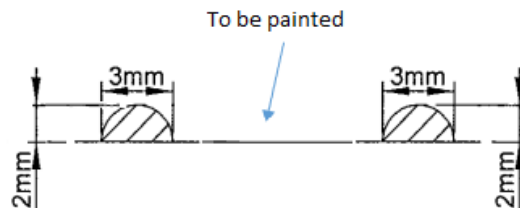


Figure 6 – Welding beads

Midship starboard marks shall be positioned as Figure 7, Figure 8 and Figure 9:

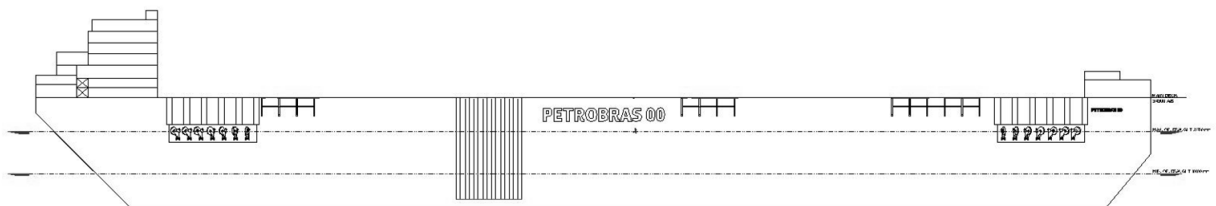


Figure 7 – Starboard profile view of the FPSO name

ERRO! FONTE DE REFERÊNCIA NÃO ENCONTRADA.	TECHNICAL SPECIFICATION	I-ET-3010.2Q-1350-940-P4X-001	REV.: 0
	TITLE:		SHEET: 7 of 11
	FPSO NAME		ESUP
			INTERNAL

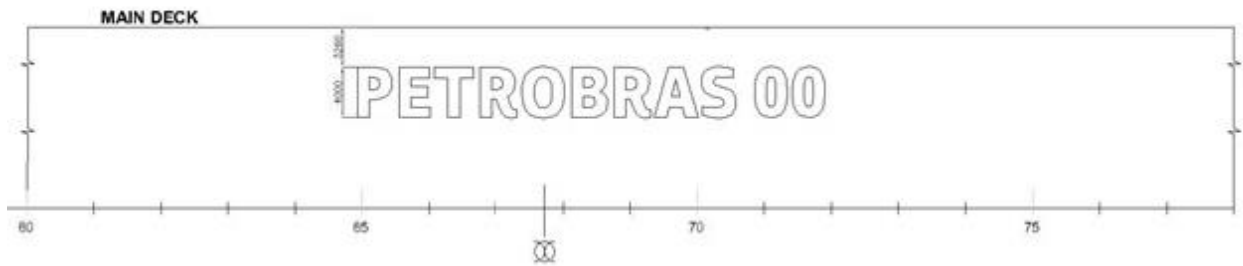


Figure 8 – Starboard location of FPSO name

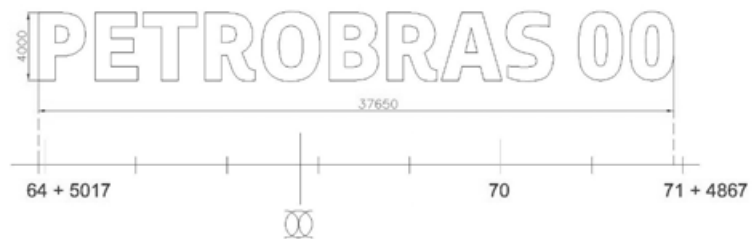


Figure 9 – Starboard FPSO name detail

### 3.4 BOW PORT SIDE AND STARBOARD MARKS

All letters shall be painted in white.

Bow port side and starboard marks shall be positioned as Figure 10, Figure 11 and Figure 12:



Figure 10 – Location of the bow port side FPSO name

ERRO! FONTE DE REFERÊNCIA NÃO ENCONTRADA.	TECHNICAL SPECIFICATION	I-ET-3010.2Q-1350-940-P4X-001	REV.: 0
	TITLE:		SHEET: 8 of 11
	FPSO NAME		ESUP
			INTERNAL

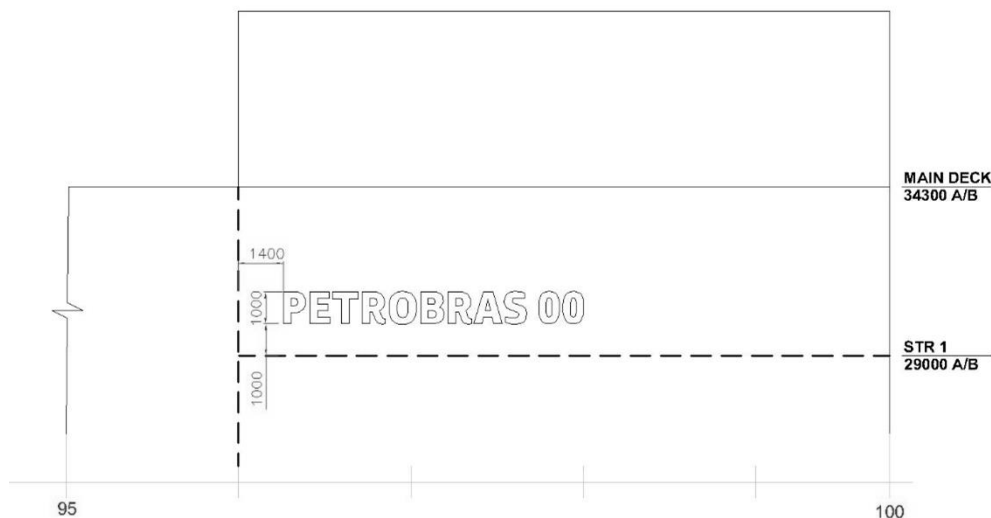


Figure 11 – Location of the bow starboard FPSO name



Figure 12 – Detail of the FPSO name

### 3.5 BOW TRANSOM MARKS

All letters shall be painted according to the colors Munsell defined in reference [2] (DR-ENGP-I-1.15, COLOR CODING).

The letters shall be positioned so scupper or overboard discharge shall not damage the painting.

Welding beads shall be as Figure 13, for all contours of the letters, symbols and regions to allow easy maintenance of PETROBRAS logo during the Unit's entire life.

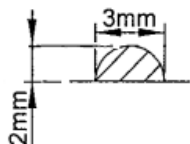


Figure 13 – Weldin bead

Bow transom marks shall be positioned as Figure 14:

ERRO! FONTE DE REFERÊNCIA NÃO ENCONTRADA.	TECHNICAL SPECIFICATION	I-ET-3010.2Q-1350-940-P4X-001	REV.: 0
	TITLE:		SHEET: 9 of 11
	FPSO NAME		ESUP
			INTERNAL

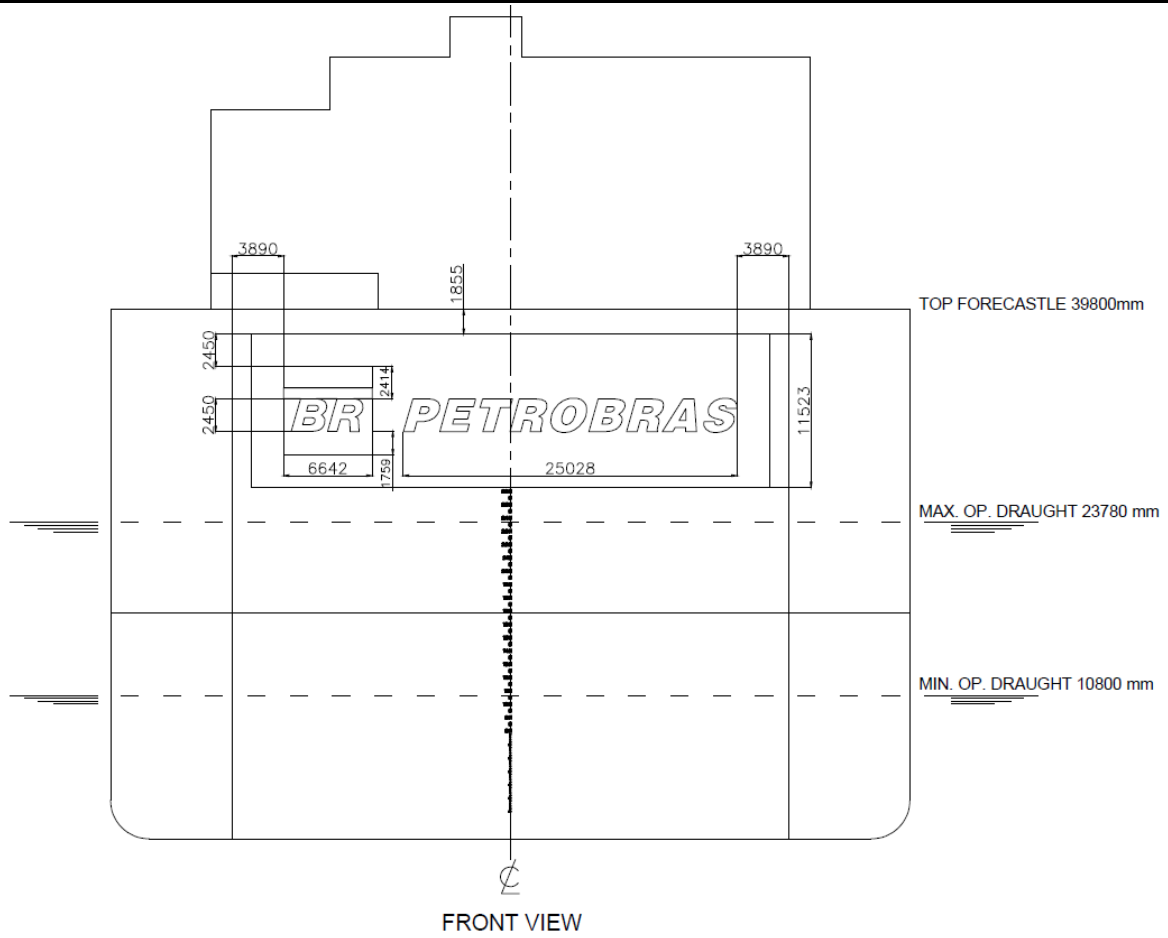


Figure 14 – Bow transom view

The PETROBRAS logo shall be according to Chapter **Erro! Fonte de referência não encontrada..**

Inside the exclusion area there shall not be other marks, such as draft marks.

The final PETROBRAS logo welded and painted on the hull are represented in Figure 15, Figure 16 and Figure 17:

ERRO! FONTE DE REFERÊNCIA NÃO ENCONTRADA.	TECHNICAL SPECIFICATION	I-ET-3010.2Q-1350-940-P4X-001	REV.: 0
	TITLE:		SHEET: 10 of 11
	FPSO NAME		ESUP
			INTERNAL




Figure 15 – Sample of bow transom logo and starboard marks




Figure 16 – Sample of starboard marks

ERRO! FONTE DE REFERÊNCIA NÃO ENCONTRADA.	TECHNICAL SPECIFICATION	I-ET-3010.2Q-1350-940-P4X-001	REV.: 0
	TITLE:		SHEET: 11 of 11
	FPSO NAME		ESUP
			INTERNAL



Figure 17 – Sample of portside

#### 4. PETROBRAS LETTER TYPE AND LOGO

To obtain the letter type PETROBRAS Sans Xbold and the vectorized PETROBRAS logo the contractor shall follow the links:

<https://petrobras.com.br/quem-somos/nossa-marca>